



**Socrates Programme
Comenius 3 (Comenius Networks)
225936 -CP -1-2005-1- GR - COMENIUS-C3PP**

“CareerGUIDE for Schools”

Evaluation Results

**1st International Conference Athens, Greece
(November 4, 2006)**

Kathrin Helling, M.A.

Institute for Future Studies
Verein für Neues Lehren und Lernen
Martinsbühel 6
A-6170 Zirl



IFS

INSTITUTE FOR
FUTURE STUDIES

1) Introduction

In this document the evaluation results of the 1st international CareerGUIDE conference in Athens/ Greece in November 2006 (<http://www.ea.gr/ep/careerguide/conference2006>) are presented. A concluding chapter provides a summary of the results with focus on possibilities for the improvement of further CareerGUIDE events.

Over 100 European and Greek scientists, teachers and counsellors specialized in the thematic of career guidance and labour market participated in the conference.

After the conference a link to an online evaluation questionnaire was available on the CareerGUIDE website (<http://www.career-guide.eu>). The questionnaire was translated into the eight languages of the partner countries (English, German, French, Romanian, Bulgarian, Greek, Lithuanian, Estonian).

2) Results

Personal Data

21 people (6 male, 15 female) from five different countries (see figure 1) filled in the online questionnaire. As the conference was held in Greece, the majority of these people were of Greek nationality. The age of these people ranged from 23 to 60 years with a relatively coherent distribution between these values.

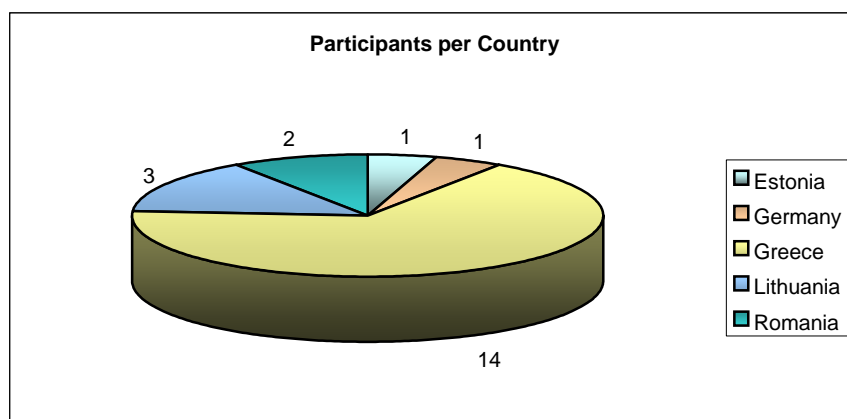


Figure 1. Participants per country

Professional experience ranged from 1 to 10 years. Only 1/3 had experience for more than 5 years. About 1/2 of the respondents work in the field of career counselling (see figure 2). In the category “other” Sociologist, Psychologist, Researcher in Renewable Energy and Project Coordinator were named.

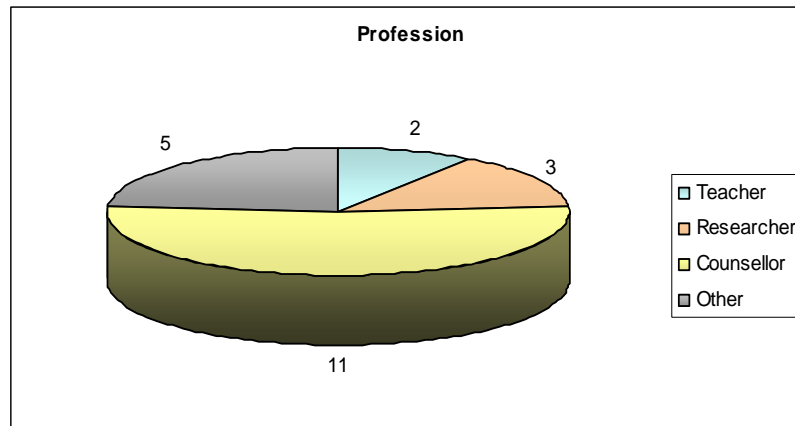


Figure 2. Profession of respondents

Data on the CareerGUIDE event – closed questions

Question 1: Where did you find information on the event?

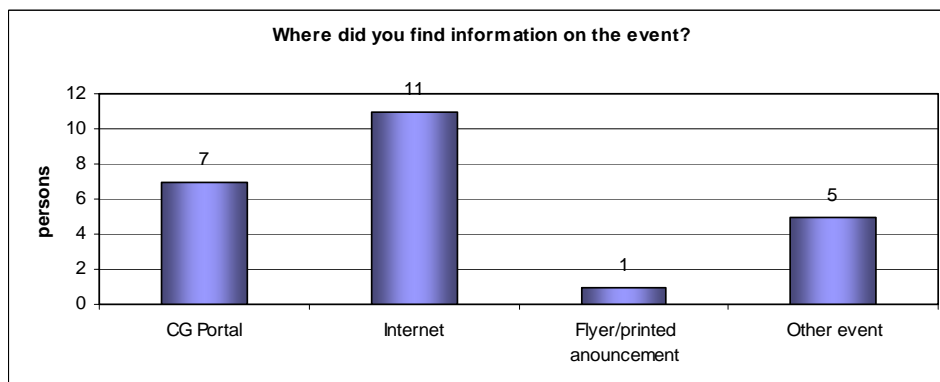


Figure 3: Distribution of answers to question 1

The internet seems to be the most important source of information. Most respondents referred to the website <http://www.prolipsis.gr> as source of information and the CareerGUIDE partner meeting in Athens (2.-3. November 2006) was named as “other event” where information was received.

For the following blocks of questions the degree of agreement was questioned. The items were to be rated on a five point scale:

1 – very low, 2 – low, 3 – medium, 4 – high, 5 – very high

a) Preparation Activities (Average: 3,22)

Question 2: If there were any costs: The costs were appropriate.

Question 3: The information on the event was distributed early enough.

Question 4: The information sent out in advance of the event was sufficient.

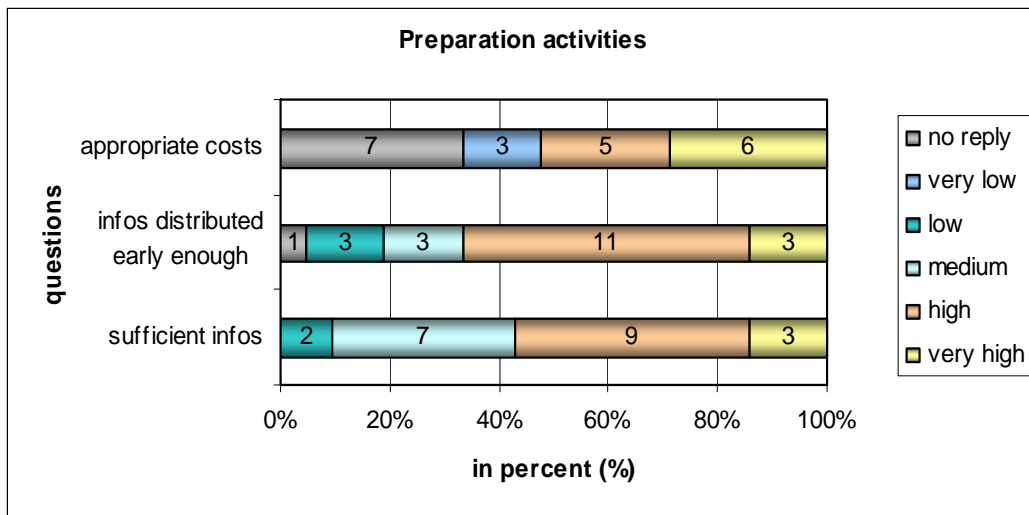


Figure 4. Answers to questions 3-4

b) Organisational Issues (Average: 3,81)

Question 5: The venue was appropriate for the event (size, accessibility, etc.).

Question 6: The application of presentation media was appropriate.

Question 7: If you needed translation: The translation provided was good.

Question 8: The structure of the event was clear.

Question 9: The event should have lasted longer.

Question 10: There was enough time to cover all the items of the agenda.

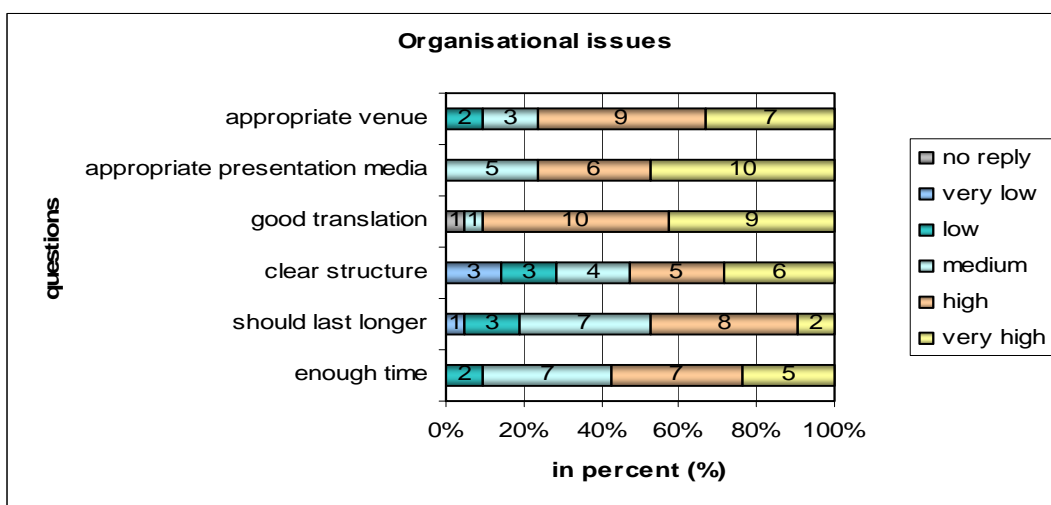


Figure 5. Answers to questions 5-10

c) Content/Results (Average: 3,52)

- Question 11: Enough material for further information (handouts, hyperlinks, etc.) was provided.
- Question 12: The speakers were well prepared.
- Question 13: The objectives of the event were clear to you.
- Question 14: The presented information was too theoretical.
- Question 15: The presented information was of relevance for your work.
- Question 16: The presented information should have been more detailed.
- Question 17: The presented information came up to your expectations.

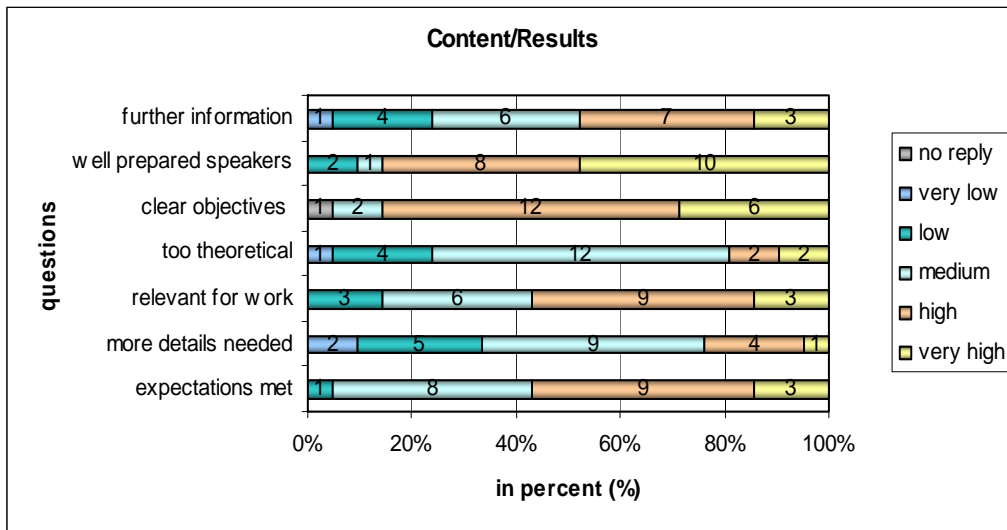


Figure 6. Answers to questions 11-17

d) Interactivity (Average: 3.48)

- Question 18: The coordinators/ lecturers integrated the participants.
- Question 19: Questions of the participants were answered during the event.
- Question 20: There was enough time for discussion.

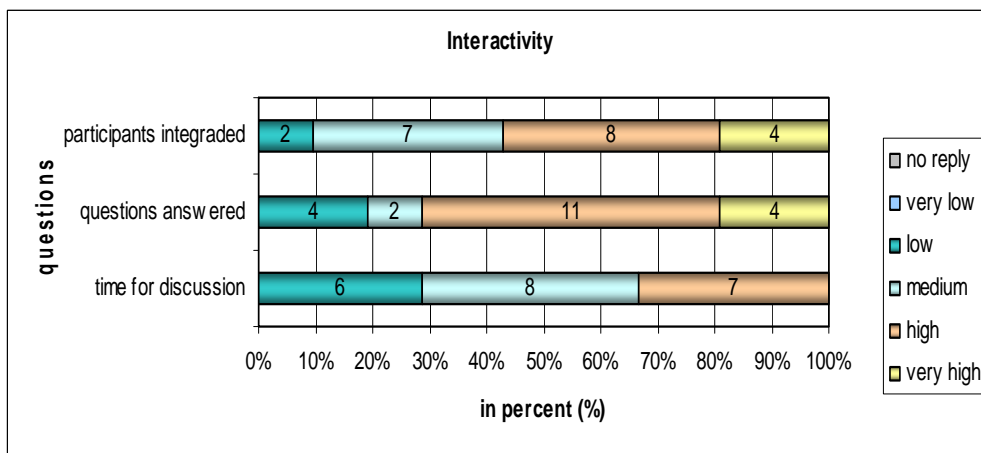


Figure 7. Answers to questions 18-20

Data on the CareerGUIDE event – open questions

In addition to the closed questions the participants were asked an open question about their reasons for participating in the conference. Furthermore, they had the possibility to state any further comments at the end of the questionnaire.

1) *What was your reason for participating in the event?*

Some participants named more than one reason. In summary, seven people participated either because of being a project partner, coordinator or speaker at the conference. Additionally, the most important reason for participation was interest in the topic of career guidance (named by six respondents). Two participants were in need of advice and training or information (e.g. latest advancements) about the field of career guidance. The chance for multicultural discussion about the topic was important for one respondent.

2) *Further comments: Please note anything that you regard as important and was not covered by the items above (e.g. what was good, what should be improved).*

The list of statements under this section cannot easily be summarised as all respondents consider different aspects as important:

- situation of career guidance in other EU countries could have been presented
- references to all school grades (esp. colleges, universities)
- references to surveys and statistics in Greece
- some presentations were too theoretical and did not cover our questions in the field of career guidance
- distribution and upload of all presentations
- more time for questions after speeches
- better and larger conference room, invitation on time
- number of participants extremely high for event held at Saturday night
- it was not an international conference (lack of participating international researchers)

Observation by IFS

The agenda was structured very well and time for breaks was handled flexible in order to compensate for different lengths of speaking time. The venue was well chosen and shuttle busses took participants from the centre of Athens to the suburb where the conference was held. There were a very high number of participants (which resulted in rather crowded rooms). Simultaneous translation was provided in Greek and English. However, English handouts would have supported people from other countries to follow the Greek slide shows.

3) Summary

The results of the evaluation show that the conference was a successful event as most aspects were rated positive by the respondents. However, some issues should be considered for the preparation of the 2nd conference.

Invitation of Participants:

- More participants from other countries could have been invited
- The internet was the most important source of information about the conference. Other distribution channels (e.g. distribution of leaflets in partner schools) could be considered.

Preparation Activities:

- For most respondents- the costs were appropriate and the information was distributed in time.
- The amount of information was satisfactory for the majority of respondents.

Organisational Issues:

- Venue, presentation media and translation were rated positive by the majority of respondents.
- The structure was perceived different by the respondents: Although it was rated rather positive, structuring should be considered carefully for the organisation of the next conference.
- The majority of respondents would have preferred a longer event – nevertheless, there was enough time to cover the items on the agenda. However, regarding both aspects a large number of respondents believe the duration and the provided time were appropriate (medium rating).

Content/Results:

- The objectives of the event were clear to the majority of the respondents.
- The speakers were assessed as mostly well prepared.
- Only a few respondents considered the presented information as too theoretical and more detailed information was not required. However, most respondents gave a medium rating for these two aspects (a reason could be the difference in theoretical content provided by each speakers).
- Enough further information material was provided for most of the respondents.
- The conference met the expectations of the majority of respondents and the contents were mostly relevant for their work in the field. However, regarding both aspects the high number of medium ratings shows that some participants had expected other information and could not think of applying all of it to their daily work.

Interactivity

- The integration of participants by the speakers as well as the provision of answers to questions from the participants was perceived mainly positive.
- The time of discussions seemed not to satisfy all participants. Although the positive rating is higher than the negative one, for no other questions the amount of negative rating is equally high. Additionally, the high number of medium rating could hint at inconsistency of time for discussion after each presentation.